



Kerneýdi avtomatty turaqtandyrgysh



PAIDALANÝSHYNYŇ BASSHYLYGÝ

Osý basshylyqty oqyňyz jáne saqtap qoiňyz!

Osý ónimdi tańdaǵandyǵyńyz úshin alǵys aitamyz. Basshylyq mańyzdy nusqaýlyq bolyp tabylady, ony turaqtandyrgyshty ornaty, tehnikalyq qyzmet kórsetý jáne paidalaný barysynda oryndaý qajet. Qurylǵyda máseleler paida bolǵan jaǵdaida, klientterge qyzmet kórsetý qyzmetine qońyraý shalǵanǵa deyin nusqaýlyqty muqiat oqyp shyǵyńyz. SVC ónimderiniń modeldik qataryn egjei-tegejili tanysý úshin resmı saitqa kirińiz: svc.kz, svc.kg, svc-power.ru.

Mazmuny

1. Anotasiya
2. Qorabyn ashý jáne tekserý
3. Ornatý
4. Syrtqy túriniń sıpaty
5. Paidalaný
6. Jumys tártipteri
7. Tehnikalyq sıpattamalary
8. Olqylyqtardy anyqtaý jáne joıy
9. Qaýıpsizdik tehnikasy jónindegi nusqaýlyq

1. Anotasiya

1.1 Bul nusqaýlyq mańyzdy qaýıpsizdik nusqaýlaryn qamtıdy. Turaqtandyrғыshty ornatý jáne paidalaný aldynda nusqaýlyqta oqyńyz jáne qajet bolǵan jaǵdaıda odan ári paidalaný úshin ony senimdi jerde saqtańyz.

2. Qorabyn ashý jáne tekserý

2.1 Qaptamany zaqymdanýdyń bar-joǵyna qarap shyǵyńyz. Zaqymdaný baıqalsa, satyp alynǵan jerge dereý habarlasyńyz. Budan ári ÚQK tasymaldaı úshin qaptamany saqtańyz.


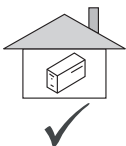
3. Ornatý

3.1 Turaqtandyrғыshty jaqsy jeldetiletin úı-jarda (múmkindiginshе jeldetkishpen) sydan, tez tutanatyn jáne koroziyaǵa ákeletin zattardan alshaq etip ornatyńyz.

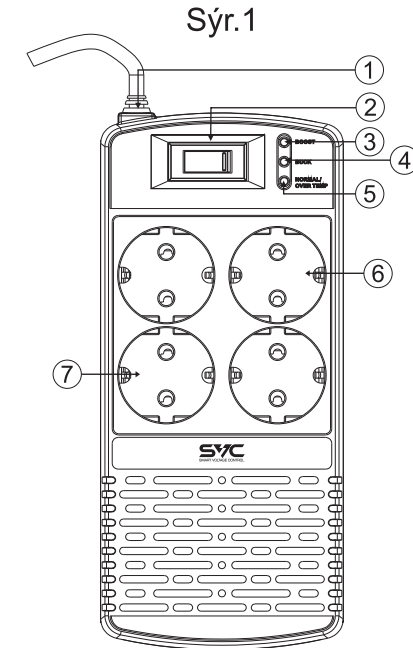
3.2 Turaqtandyrғыsh ornalastyry aimaǵyndaǵy jumys temperatýrasy 0°C bastap 40°C deiin bolýy tiis.

⚠ MAՆЫЗDY:

3.3 Turaqtandyrғыshty jyly jerden salqyn jerge aýystyrǵan kezde, shamadan tys ylǵal kondensasiyası týyndaıy múmkin, sondyqtan turaqtandyrғыshtyń beti qurǵaq ekenine kóz jetkizý qajet, áitpese bul qysqa tuiyqталыǵa jáne qurylyǵynyn zaqymdanýyna ákelýi múmkin.



4. Syrtqy túriniń sıpaty



- ① Qýat kózi kabeli
- ② ON/OFF qosý túimesi
- ③ Boost indikatory (Tómen kerneydi turaqtandyrý)
- ④ Buck indikatory (Jogary kerneydi turaqtandyrý)
- ⑤ Indikator turaqtandyrғыshtyń qalypty rejimde nemese qyzyp ketýde jumys istertini týraly signal beredi
- ⑥ Kiris kerneyin turaqtandyrý fýnksiasy bar shyǵys aǵytpalar
- ⑦ Jelilik súzgi qyzmetimen shyǵys ajyraıy (Bypass)

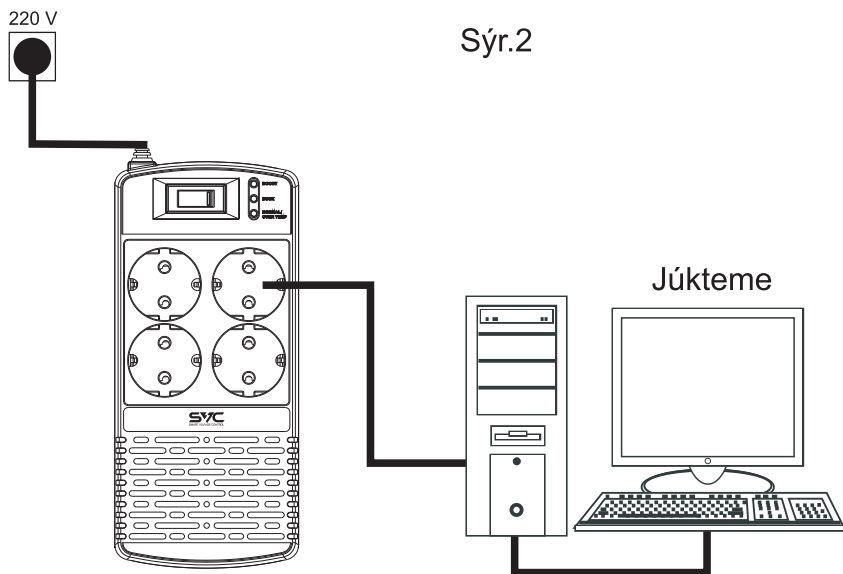
5. Paidalaný

5.1 Turaqtandyrғыshty 220V jelisine qosqan kezde, jerge qosylǵan rozetkany paidalanyńyz. Eger rozetka bolmasa, qurylyǵyny qolmen jerge qosý kerek.

5.2 Kóptegen aspaptardy bir rozetkaǵa qosý úshin úshiktı paidalanbańyz.

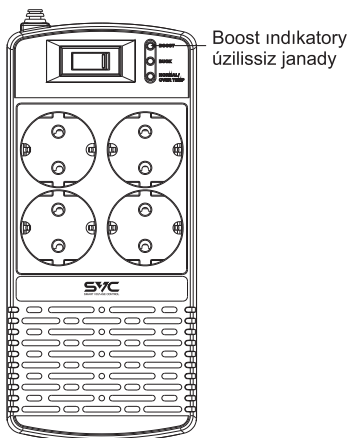
5.3 Turaqtandyrғыsh qyzyp ketýden qorǵaı fýnksiasymen jabdyqталǵan. Temperatýra ruqsat etilgen mánnen asyp ketse, turaqtandyrғыsh óshiriledi. Júktemeni tez arada azaitý jáne turaqtandyrғыshty qarta qosý qajet.

⚠ NAZAR AÝDARYŇYZ! Turaqtandyrgyshty qosý syzbasy:

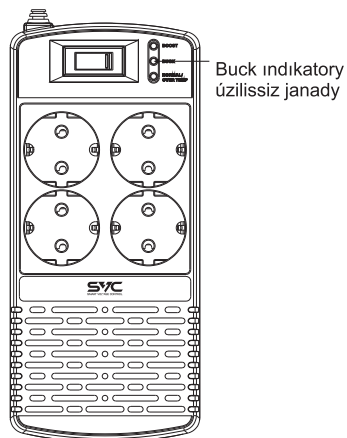


6. Jumys tártipteri

Sýr.3

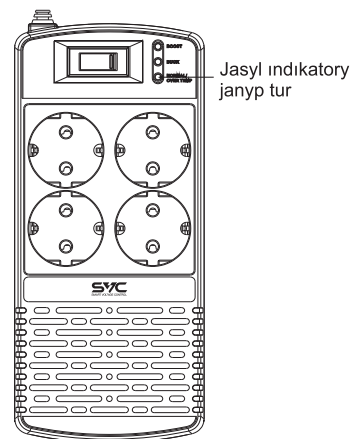


Kiris kerneýi 200V-tan tómen, turaqtandyrgyshty kerneýdi arttyrý rejiminde tur

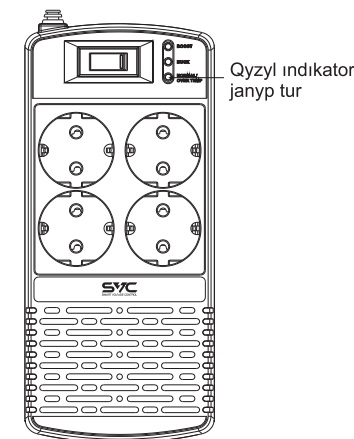


Kiris kerneýi 242V-dan joýary, turaqtandyrgyshty kerneýdi tómendetý rejiminde tur

Sýr.4



Indikator jasyl túspen janyp, turaqtandyrgyshty qalypty rejimde jumys isteidi



Indikator qyzyl túspen janýanda, turaqtandyrgyshty janyp ketedi

7. Tehnikalyq sýpattamalary

Keste 1

| Úlgisi | AVR-600-L | AVR-1000-L |
|--------------------------------------|---|------------|
| Tolyq qýattylygy, VA | 600 VA | 1000 VA |
| Belsendi qýattylygy, Vt | 300 Vt | 500 Vt |
| AVR jumys diapazony | 174-280B | |
| Jiiligi, Gs | 50/60 Gs | |
| Shyýgs kerneýi, B | 220 B (±10%) | |
| Qorýanysy | Qyzyp ketýden qorýaý, shamadan tys júktelýden qorýaý, qysqa tuiyqtalýdan qorýaý | |
| E x B x T, mm | 100*68*220 | |
| Jumys temperaturasy jáne ylýaldylygy | 0 - 40°C / 20-90% (kondensasiyasyz) | |

8. Olqylyqtardy anyqtaý jáne joıy

Keste 2

| Qatelerdiń tizimi | Sebebi | Sheshimderi |
|----------------------------------|--|---|
| Turaqtandyrgysh qosylmaıdy | Kiris saqtandyrgyshy turaqtandyrgyshtyń shamadan tys júktelýinen jumys istemeıdi | Júktemeni azartý jáne turaqtandyrgyshty qaita qosý |
| | Turaqtandyrgyshtyń qatesi | Dereý qyzmet kórsetý ortalyǵyna habarlasyńyz |
| OverTemp qyzyl indikatory janady | Turaqtandyrgysh asa júktelgen | Júktemeni azartyńyz |
| | Turaqtandyrgysh qyzyp ketken | Turaqtandyrgyshty salqyn jerge aparyńyz jáne turaqtandyrgyshtyń temperatýrasynyń tómengeyin kútińiz |
| Indikatorlar qate janady | Turaqtandyrgyshtyń qatesi | Dereý qyzmet kórsetý ortalyǵyna habarlasyńyz |

9. Qaýipsizdik tehnikasy jónindegi nusqaýlyq

9.1 Elektr symdaryn turaqtandyrgyshqa qoımańyz, bul qysqa tuiyqtalýǵa ákelýi múmkin.

9.2 Turaqtandyrgyshty qandai da bir materialdarmen jabýǵa, onda aspaptar men zattardy ornalastyruǵa, jeldetkish tesikterin jabýǵa tyym salynady..

9.3 Tútin nemese órt paida bolǵan jaǵdaıda, dereý turaqtandyrgyshty toktan ajyratyp, servis-ortalyqqa habarlasyńyz.

⚠ NAZAR AÝDARYŇYZ!

Turaqtandyrgyshtardyń osy seriasy tehnikalyq qyzmet kórsetýdi qajet etpeıdi.

Eger turaqtandyrgyshpen máseleler týndasa, qyzmet kórsetý ortalyǵyna habarlasyńyz. Qurylǵyny óz betinshe jóndeýge tyryspańyz, sebebi toq soǵý qaýpi bar.

