



# OPPO ETI21 Enco W51 True Wireless Headphones User Guide

November 29, 2021 November 30, 2021

[Home](#) » [OPPO](#) » [OPPO ETI21 Enco W51 True Wireless Headphones User Guide](#) 

*OPPO ETI21 Enco W51 True Wireless  
Headphones User Guide*

# OPPO Enco W51

## True Wireless Headphones

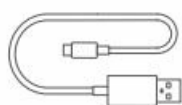
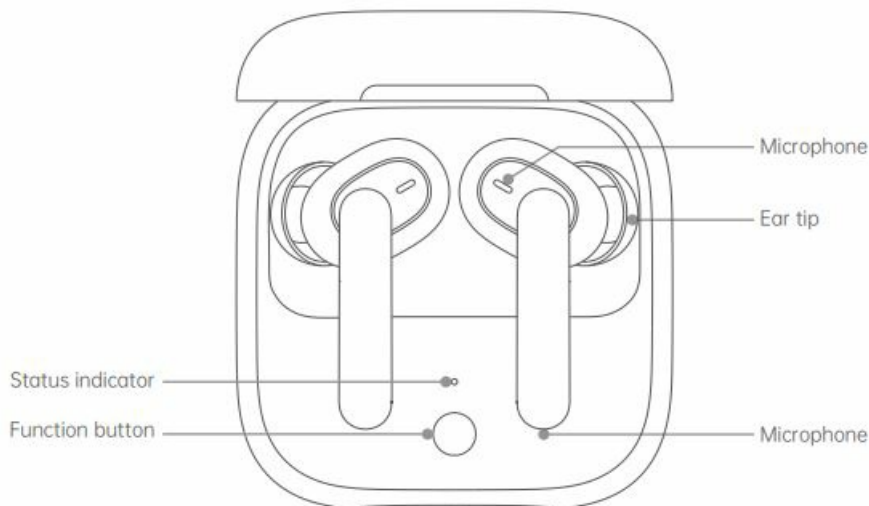
Quick Start Guide | Read this guide carefully before using the earbuds and keep it for future reference.



### Contents [ [hide](#) ]

- [1 Overview and Package Contents](#)
- [2 Bluetooth Pairing](#)
- [3 Pairing with Other Devices](#)
- [4 Ear Tip Fit](#)
- [5 Tap Controls](#)
- [6 In Ear Detection](#)
- [7 Noise Cancellation](#)
- [8 Restoring to Factory Settings](#)
- [9 Charging](#)
- [10 Specifications](#)
- [11 Documents / Resources](#)
  - [11.1 Related Manuals / Resources](#)

## Overview and Package Contents



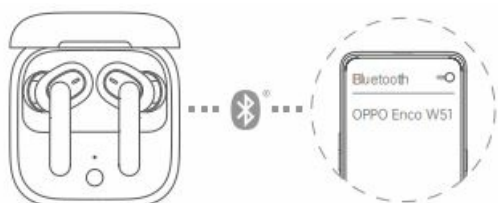
This box contains a pair of OPPO Enco W51 True Wireless Headphones, 4 pairs of ear tips in different sizes (the size M ear tips come mounted on the earbuds), a USB-C charging cable, a quick start guide, and a safety guide.

## Bluetooth Pairing

1. If you are setting up your OPPO Enco W51 True Wireless Headphones for the first time, open the charging case with your earbuds inside. The earbuds will automatically start pairing with your phone.
2. Turn on Bluetooth on your phone:
  - Regular pairing: Search for and select “OPPO Enco W51” on your Bluetooth screen to complete pairing.
  - Quick pairing: Hold the OPPO Enco W51 True Wireless Headphones near an OPPO phone that has Bluetooth turned on. A setup prompt will appear on your phone. Complete pairing according to the onscreen prompts. Only some OPPO phone models support quick pairing. For details, visit [www.oppo.com](http://www.oppo.com).

## Pairing with Other Devices

1. Open the charging case with your earbuds inside, and press and hold the Function button for 2 seconds until the indicator blinks white. The earbuds are now ready for pairing.
2. Complete pairing on the Bluetooth screen of your device.  
Bluetooth OPPO Enco W51



## Ear Tip Fit

An ear tip that fits just right can provide better noise cancellation and sound quality while offering greater comfort. Try to pick a pair of ear tips that make a good seal with your ear canals. Please note that your left ear and right ear may require different sized tips.



## Tap Controls

- Play the next track: Double tap the right earbud.
- Turn on/off noise cancellation: Double tap the left earbud.
- Answer calls/Hang up: Double tap the right earbud.
- Wake Voice Assistant: Triple tap the left or right earbud.
- You can customize tap controls for the left and right earbuds on your OPPO phone. Tap control customization may not be supported on some OPPO phone models due to version compatibility issues. For details, visit [www.oppo.com](http://www.oppo.com).
- Voice Assistant may not be supported for some phone brands or models.



## In Ear Detection

When listening to audio with OPPO Enco W51 True Wireless Headphones, removing either one of your earbuds will pause the audio. Reinsert it to resume playback.

## Noise Cancellation

OPPO Enco W51 True Wireless Headphones detect ambient noise through the built-in microphones, and generate an equal-but-opposite signal through the speakers to reduce the ambient noise. Noise cancellation reduces unwanted noise and offers you a clearer and more immersive audio experience.

Notes:

- The noise cancellation effects may not be pronounced in very quiet environments.
- The noise cancellation feature works better for low frequency noise.
- The noise cancellation feature reduces noise but does not completely cancel it out.

## Restoring to Factory Settings

1. Place your earbuds into the charging case and leave the lid open.
2. Press and hold the Function button for 15 seconds. When the indicator blinks red three times, your earbuds have been restored to factory settings.

## Charging

### Charging status

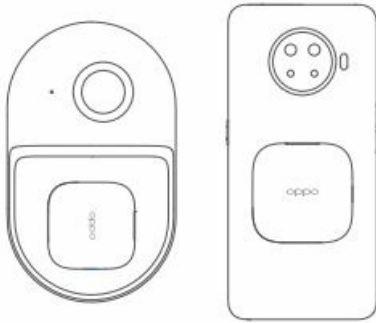
- When your earbuds are inside the charging case, the indicator shows the battery level of the earbuds. When you remove your earbuds from the charging case, the indicator shows the battery level of the charging case.
- Different indicator colours are used to show the battery level. Specifically, red indicates low, yellow indicates medium, and green indicates full or sufficient.

#### Charging your earbuds

Place your earbuds into the charging case to start charging them.

#### Charging the charging case

- **Wired charging:** Use the USB-C charging cable included to charge the charging case.
- **Wireless charging:** Use a compatible wireless charging pad to charge the charging case. Make sure the front side of the charging case faces upward during wireless charging. A phone that supports reverse wireless charging can also be used.



## Specifications

- Model: ETI21
- Charging case model: ETI22
- Driver: 7 mm dynamic driver
- Frequency response range: 20 Hz ~ 20 kHz
- Microphone sensitivity: -38 dBV/Pa
- Bluetooth codec: AAC/SBC
- Bluetooth version: 5.0
- Bluetooth range: 10 m
- Battery type: Rechargeable lithium-ion battery
- Battery capacity: 25 mAh (Earbuds) / 480 mAh (Charging Case)
- Playtime (50% volume)\* With noise cancellation on: 3.5 hours (single charge); 20 hours with charging case With noise cancellation off: 4 hours (single charge); 24 hours with charging case
- Charging time (wired charging)\*: 80 minutes (earbuds) / 80 minutes (earbuds + charging case)
- Charging input (charging case): 5 V 2 A

All these specifications were obtained based on tests performed by OPPO laboratories. The battery capacity, audio playtime, and charging time were tested in our OPPO laboratories at a temperature of 25°C using an OPPO standard charger. The actual results may differ slightly based on environmental factors and the charger used.

This guide is provided for reference only. Please refer to your actual device for its final functions and features.

Model: ETI21

GUANGDONG OPPO MOBILE TELECOMMUNICATIONS CORP., LTD.

NO.18 HaiBin Road, Wusha Village, Chang An Town, DongGuan City, Guangdong, China



B.KSZN008

V1.0

## Documents / Resources



[OPPO ETI21 Enco W51 True Wireless Headphones](#) [pdf] User Guide  
ETI21, Enco W51 True Wireless Headphones

## Related Manuals / Resources

## Related manuals / Resources



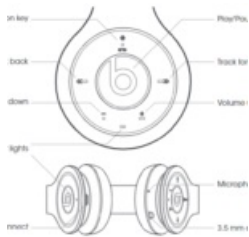
### [OPPO Enco W31 True Wireless Headphones User Guide](#)

OPPO Enco W31 True Wireless Headphones User Guide Overview The box contains the OPPO Enco W31 True Wireless...



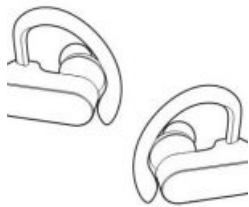
### [OPPO Enco Free True Wireless Headset User Guide](#)

OPPO Enco Free True Wireless Headphones Quick start guide Overview Bluetooth Pairing When using for the first time,...



### [Wireless Headphones User Manual](#)

Wireless Headphones User Manual - Optimized PDF Wireless Headphones User Manual - Original PDF



### [True Wireless Earbuds User Manual](#)

True Wireless Earbuds User Manual

## [Manuals+](#)

- [home](#)
- [privacy](#)