



xiaomi MDZ-27-AA M24A TV Stick User Guide

January 13, 2022 January 15, 2022

[Home](#) » [Xiaomi](#) » xiaomi MDZ-27-AA M24A TV Stick User Guide 📖

xiaomi



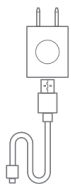
Contents [[hide](#)]

- [1 What's in the box](#)
- [2 Installation guide](#)
- [3 Xiaomi TV Stick Important Product Information](#)
- [4 XIAOMI TERMS & POLICIES](#)
- [5 Documents / Resources](#)
 - [5.1 Related Manuals / Resources](#)

What's in the box



Xiaomi TV Stick



Power Adapter



Voice Remote

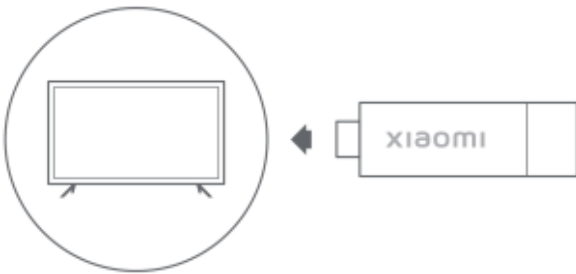


HDMI extender cable

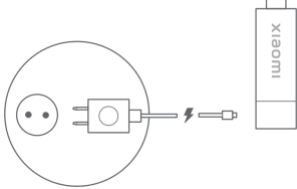
• 2 x AAA batteries required.
Not included in box

Installation guide

1. Plug Xiaomi TV Stick into TV's HDMI port.



2. Plug the power adapter into a socket.



3. Switch your TV to HDMI source accordingly in TV settings.



Input / Source button on TV

4. Set up Xiaomi TV Stick and connect to Wi-Fi networking.



5. Enjoy streaming content from your favorite apps.

Xiaomi TV Stick Important Product Information

MODEL: MDZ-27-AA

Xiaomi Inc.

FCC Statement

This equipment has been tested and found to comply with the limits for a Class B digital device, pursuant to part 15 of the FCC Rules. These limits are designed to provide reasonable protection against harmful interference in a residential installation. This equipment generates, uses, and can radiate radio frequency energy and, if not installed and used in accordance with the instructions, may cause harmful interference to radio communications. However, there is no guarantee that interference will not occur in a particular installation. If this equipment does cause harmful interference to radio or television reception, which can be determined by turning the equipment off and on, the user is encouraged to try to correct the interference by one or more of the following measures:

- Reorient or relocate the receiving antenna.
- Increase the separation between the equipment and receiver.
- Connect the equipment into an outlet on a circuit different from that to which the receiver is connected.
- Consult the dealer or an experienced radio/TV technician for help.

FCC Radiation Exposure Statement

This device complies with FCC radiation exposure limits set forth for an uncontrolled environment and it also complies with Part 15 of the FCC RF Rules. This equipment must be installed and operated in accordance with provided instructions and the antenna(s) used for this transmitter must be installed to provide a separation distance of at least 20 cm from all persons and must not be co-located or operating in conjunction with any other antenna or transmitter. End-users and installers must be provided with antenna installation instructions and consider removing the no-collocation statement.

This device complies with Part 15 of the FCC Rules. Operation is subject to the following two conditions:

(1) this device may not cause harmful interference, and (2) this device must accept any interference received, including interference that may cause undesired operation. The shielded HDMI cable must be used with this unit to ensure compliance with the Class B FCC limits. The Wi-Fi module complies with FCC radiation exposure limits set forth for an uncontrolled environment.

Operating temperature range: -10 °C to + 40 °C

ISED Statement

This device contains license-exempt transmitter(s)/receiver(s) that comply with Innovation, Science, and Economic Development Canada's license-exempt RSS(s). Operation is subject to the following two conditions:

(1) This device may not cause interference. (2) This device must accept any interference, including interference that may cause undesired operation of the device.

Innovation, Science and Economic Development Canada ICES-003 Compliance Label: CAN ICES-3 (B)/NMB-3(B)

The device could automatically discontinue transmission in case of the absence of information to transmit or operational failure. Note that this is not intended to prohibit transmission of control or signaling information or the use of repetitive codes where required by the technology. – the device for operation in the band 5150–5250 MHz is only for indoor use to reduce the potential for harmful interference to co-channel mobile satellite systems;

Caution!

Any changes or modifications not expressly approved by the party responsible for compliance could void the user's authority to operate the equipment.

WARNING

Do not mix old and new batteries and Do not mix alkaline, standard (carbon-zinc) or rechargeable (ni-cad, ni-me, etc.) batteries.

This product contains technology subject to certain intellectual property rights of Microsoft. Use or distribution of this technology outside of this product is prohibited without the appropriate license (s) from Microsoft.

Content owners use Microsoft PlayReady™ content access technology to protect their intellectual property, including copyrighted content. This device uses PlayReady technology to access PlayReady-protected content and/or WMDRM-protected content. If the device fails to properly enforce restrictions on content usage, content owners may require Microsoft to revoke the device's ability to consume PlayReady-protected content. Revocation should not affect unprotected content or content protected by other content access technologies. Content owners may require you to upgrade PlayReady to access their content. If you decline an upgrade, you will not be able to access content that requires the upgrade.

California Residents



WARNING: Cancer-www.p65warnings.ca.gov

Bluetooth® Voice Remote
Important Product Information
MODEL: XMRM-M2
Xiaomi Inc.

FCC Statement

This equipment has been tested and found to comply with the limits for a Class B digital device, pursuant to part 15 of the FCC Rules. These limits are designed to provide reasonable protection against harmful interference in a residential installation. This equipment generates, uses, and can radiate radio frequency energy and, if not installed and used in accordance with the instructions may cause harmful interference to radio communications. However, there is no guarantee that interference will not occur in a particular installation. If this equipment does cause harmful interference to radio or television reception, which can be determined by turning the equipment off and on, the user is encouraged to try to correct the interference by one or more of the following measures:

- Reorient or relocate the receiving antenna.
- Increase the separation between the equipment and receiver.
- Connect the equipment into an outlet on a circuit different from that to which the receiver is connected.
- Consult the dealer or an experienced radio/TV technician for help.

FCC Radiation Exposure Statement

This device complies with FCC radiation exposure limits set forth for an uncontrolled environment and it also complies with Part 15 of the FCC RF Rules. This device complies with Part 15 of the FCC Rules. Operation is subject o the following two conditions: (1) this device may not cause harmful interference, and (2) this device must accept any interference received, including interference that may cause undesired operation.

ISED Warning

This device contains license-exempt transmitter(s)/receiver(s) that comply with Innovation, Science, and Economic Development Canada's license-exempt RSS(s). Operation is subject to the following two conditions:

- (1) This device may not cause interference.
- (2) This device must accept any interference, including interference that may cause undesired operation of the device.

RF warning statement

The device has been evaluated to meet general RF exposure requirements. The device can be used in portable exposure conditions without restriction.

Caution!

Any changes or modifications not expressly approved by the party responsible for compliance could void the user's authority to operate the equipment. Hereby, Beijing Xiaomi Electronics Co., Ltd, declares that this device is in compliance with the essential requirements and other relevant provisions of Directive 1999/5/EC. The full text of the EU declaration of conformity is available at the following internet address: www.mi.com

CE Statement

Hereby, Xiaomi INC., declares that this Radio LAN device is in compliance with the essential requirements and other relevant provisions of Directive 1999/5/EC.

WARNING

Do not mix old and new batteries and Do not mix alkaline, standard (carbon-zinc), or rechargeable (ni-cad, ni-me, etc.) batteries.

XIAOMI TERMS & POLICIES

By using Xiaomi TV Stick, you agree to be bound by the terms and conditions set forth at www.mi.com/us/about/agreement/, which include, but are not limited to, the Xiaomi user agreements, collectively, the "Agreements".

Each Xiaomi TV Stick comes with a one-year limited warranty. Details are available at <http://www.mi.com/us/supports/>. Model: XMRM-M2
Copyright © 2017 Xiaomi Inc. All rights reserved.



Dolby, Dolby Vision, Dolby Atmos, and the double-D symbol are registered trademarks of Dolby Laboratories Licensing Corporation. Manufactured under license from Dolby Laboratories. Confidential unpublished works. Copyright © 2012–21 Dolby Laboratories. All rights reserved.



For DTS patents, see <http://patents.dts.com>. Manufactured under license from DTS, Inc. (for companies headquartered in the U.S./Japan/Taiwan) or under license from DTS Licensing Limited (for all other companies). DTS, DTS-HD, and the DTS logo are registered trademarks or trademarks of DTS, Inc. in the United States and other countries. © 2021 DTS, Inc. ALL RIGHT RESERVED.



The terms HDMI and HDMI High-Definition Multimedia Interface, and the HDMI Logo are trademarks or registered trademarks of HDMI Licensing Administrator, Inc. in the United States and other countries.

Documents / Resources



[xiaomi MDZ-27-AA M24A TV Stick \[pdf\] User Guide](#)
MITVMDZ27AA, 2AIMRMITVMDZ27AA, MDZ-27-AA M24A TV Stick, M24A TV Stick, TV Stick

Related Manuals / Resources



[xiaomi TV Stick 1080P Streaming Player User Guide](#)

Mi TV Stick 1080P streaming player What's in the box Mi TV Stick Voice Remote * 2 x...



[MI TV Stick User Guide](#)

MI TV Stick What's in the box Mi TV Stick Voice Remote * 2 x AAA batteries required...

[Amazon Fire TV Stick Gen 3 Instruction Manual](#)

Amazon Fire TV Stick Gen 3



[Connect Your Amazon Fire TV Stick to Wi-Fi](#)

1. Wi-Fi Network: Credentials In order to connect to a wireless network, you must have the required credentials. These...

[Manuals+](#)

- [home](#)
- [privacy](#)